



**Tecton**  
ARCHITECTS

# NEW ELMWOOD COMMUNITY CENTER FEASIBILITY STUDY

WEST HARTFORD, CT

**Refining the Design Workshop**

October 26, 2022



# Agenda



- ① Recap Project Goals & Vision
- ② Initial Concepts
- ③ Variations
- ④ ***Review the Current Direction***
- ⑤ Upcoming Events
- ⑥ Next Steps

***Focus of tonight's meeting***  
Gather input on current direction



# PROJECT GOALS & VISION



## ***CREATE A WELCOMING MULTI-GENERATIONAL CULTURAL DESTINATION***

**Dynamic  
& Diverse  
Town**

**Celebrate  
WeHa  
Character**

**Broad  
Range of  
Programs**

**Enhance  
Experience  
for ALL**



# Project Vision

What's Possible



**Tecton**  
ARCHITECTS





# INITIAL CONCEPTS

The background is a solid dark blue color. Overlaid on this background is a faint, light blue illustration. The illustration depicts a modern architectural complex with several interconnected buildings, some with flat roofs and others with more complex, angular forms. The buildings are situated on a slight rise. In the foreground, there are stylized representations of grass and trees. The overall aesthetic is clean and minimalist, typical of architectural presentation graphics.





## Option 1

*Reuse Existing + Addition*



## Option 2

*Build New "L" Shape*



## Option 3

*Build New Linear Shape*



# Initial Concepts Feedback 9/14



Tecton  
ARCHITECTS

Option 1 seemed to be least preferred by the community

**OPTION 3** Build new in a linear configuration with Community Center upstairs and Gym facing Beachland

Liked the proximity to the park in Option 3...use this placement for Option 2

Option 2 seemed to be the preferred community direction

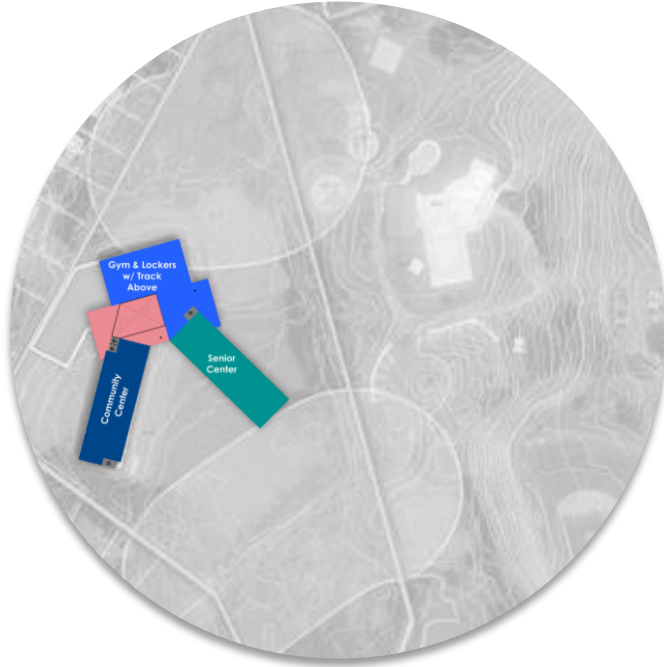
**OPTION 2** Build new in an "L" configuration with Library upstairs and Gym facing Mayflower Street






# VARIATIONS





## Option 1A

*Reuse Existing + Addition*



## Option 2A

*Build New "Bar" Shape*



## Option 3A

*Build New Linear Shape*



[illegible]

# Option 2

## “L” Shape



# CURRENT DIRECTION



# Current Direction – Site Plan



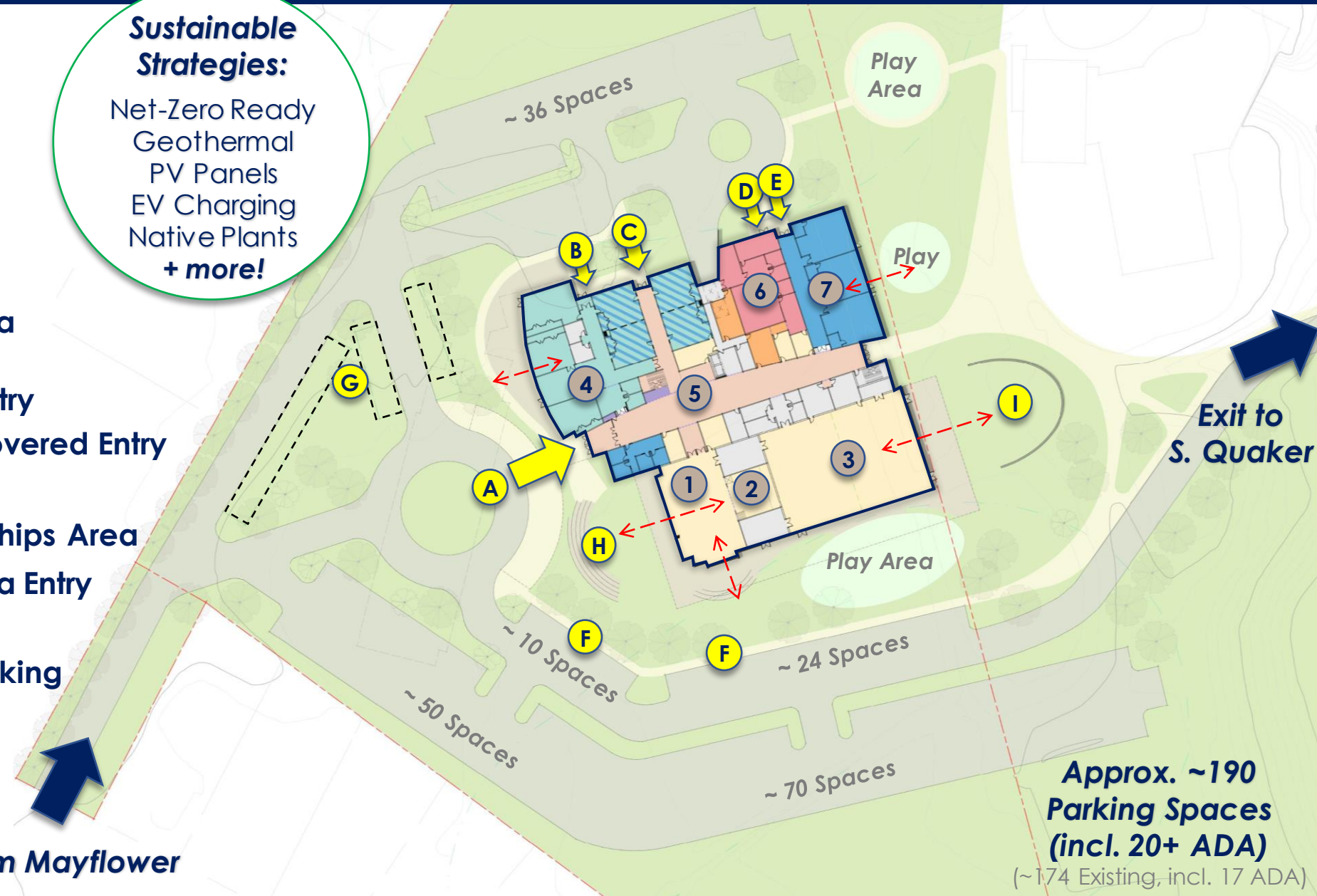
**Tecton**  
ARCHITECTS

- ① Large Multipurpose Room
- ② Stage
- ③ Gymnasium
- ④ Senior Center
- ⑤ Shared Lobby & Coffee Bar
- ⑥ Community Partnerships
- ⑦ Preschool Age Program Area

- Ⓐ Covered Drop-Off / Main Entry
- Ⓑ Dedicated Senior Center Covered Entry
- Ⓒ Secondary Building Entry
- Ⓓ Entry to Community Partnerships Area
- Ⓔ Preschool Age Program Area Entry
- Ⓕ Accessible Parking
- Ⓖ Reinforced Turf Overflow Parking
- Ⓗ Amphitheater
- Ⓘ Site of Future Pavilion

## Sustainable Strategies:

Net-Zero Ready  
Geothermal  
PV Panels  
EV Charging  
Native Plants  
+ more!



**Approx. ~190  
Parking Spaces  
(incl. 20+ ADA)**

(~174 Existing, incl. 17 ADA)

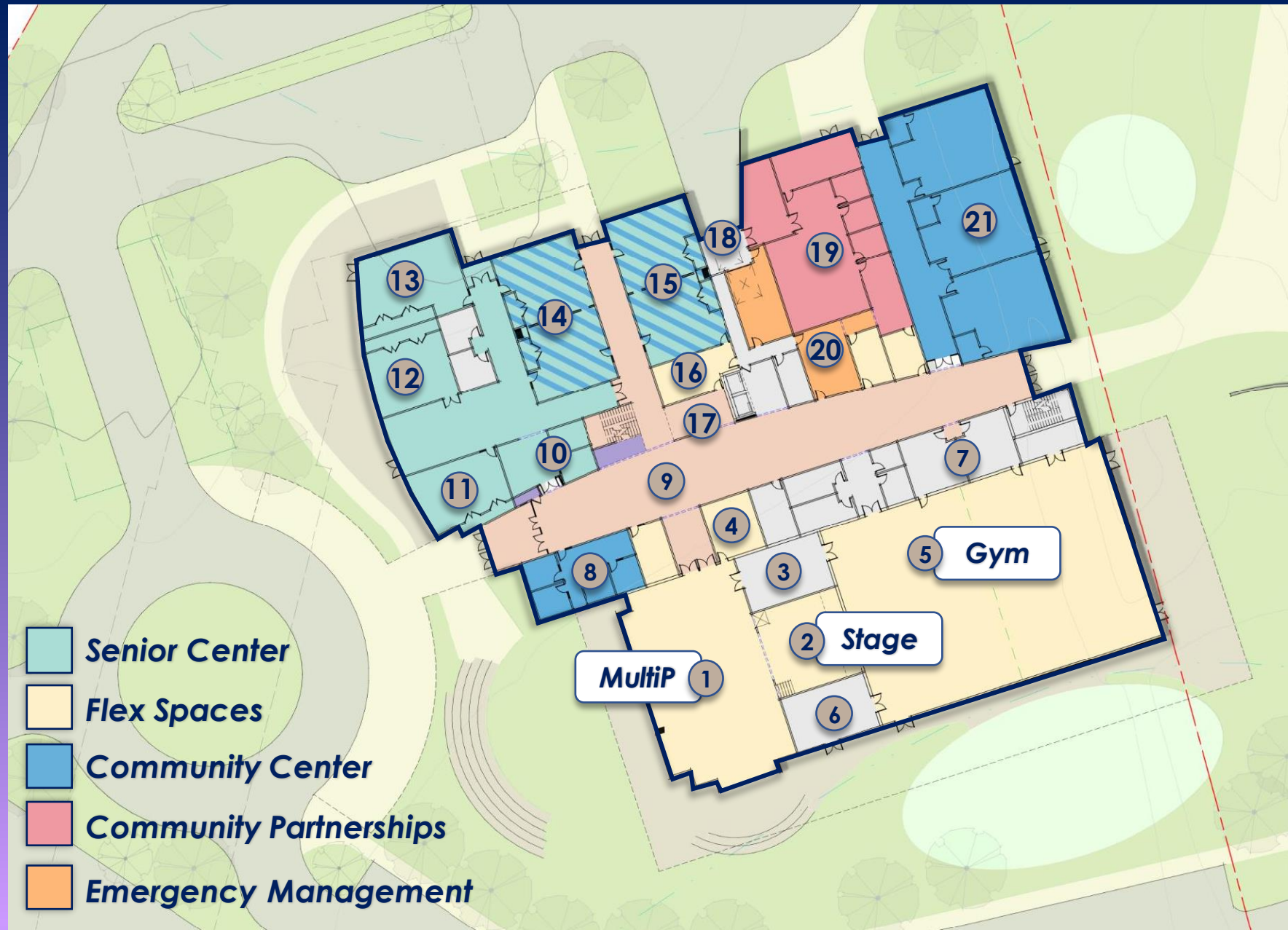


# Current Direction – Main Level



**Tecton**  
ARCHITECTS

- 1 Large Multipurpose Room
- 2 Stage
- 3 Multipurpose Storage
- 4 Warming Kitchen
- 5 Gymnasium
- 6 Gym Storage
- 7 Locker Rooms (w/ Toilets)
- 8 Community Center Admin
- 9 Shared Lobby
- 10 Senior Center Admin
- 11 Small Multipurpose
- 12 Small Multipurpose
- 13 Art Room
- 14 Small Multipurpose x2
- 15 Medium Multipurpose
- 16 Full-Service Kitchen
- 17 Coffee Bar
- 18 Loading Dock
- 19 Community Partnerships Areas
- 20 Emergency Management
- 21 Preschool Age Programming



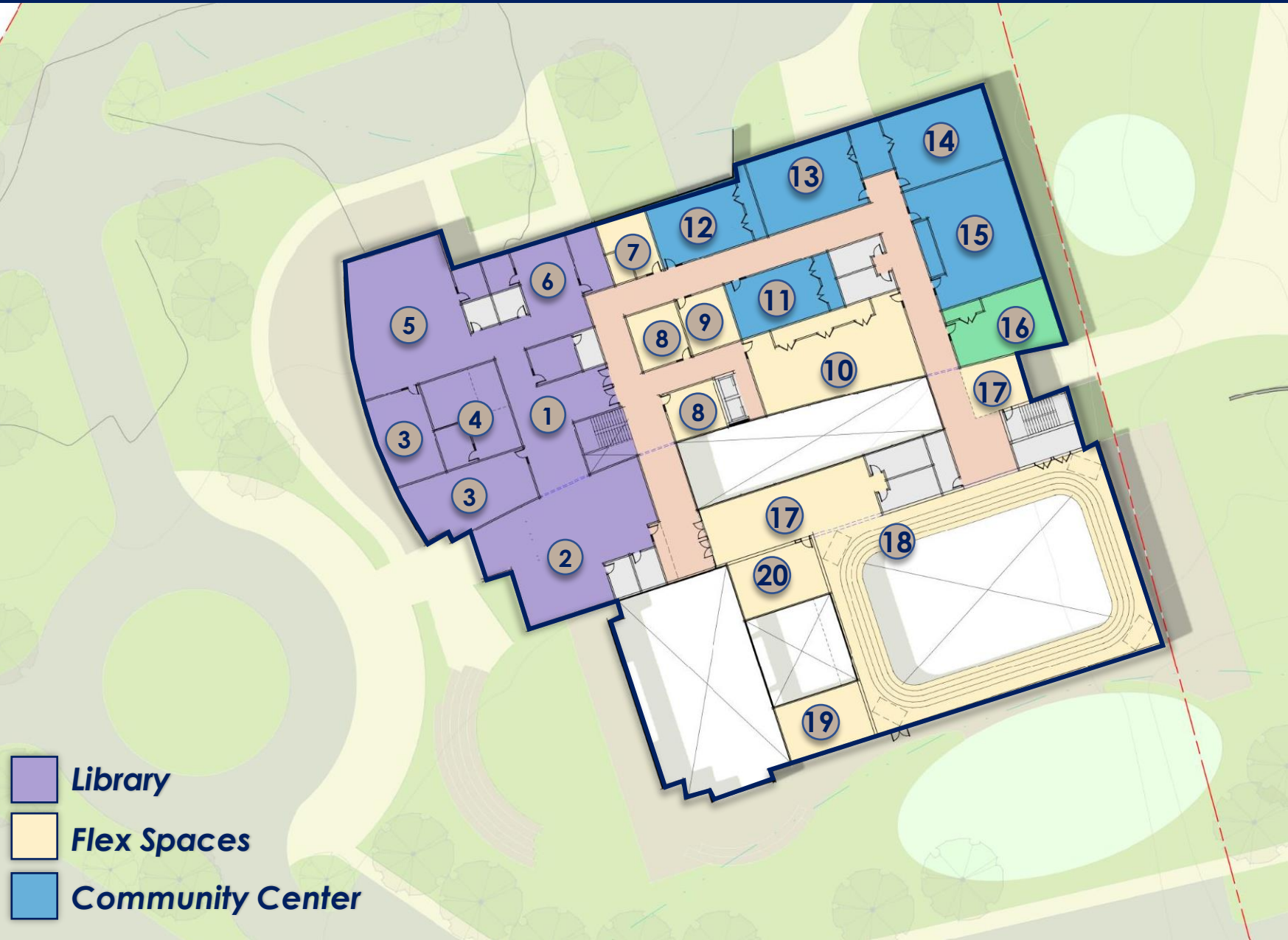


# Current Direction – Upper Level



**Tecton**  
ARCHITECTS

- 1 Circulation Area
- 2 Children's Area
- 3 Activity Rooms
- 4 Library Workroom & Admin
- 5 Adult Area
- 6 Teen Area
- 7 All-Staff Break Room
- 8 Reservable Meeting Rooms
- 9 Sensory Room
- 10 Wellness/Dance Studio
- 11 Small Multipurpose
- 12 Small Multipurpose
- 13 Maker Space
- 14 Art Room
- 15 Medium Multipurpose
- 16 Teen Center
- 17 Lounge
- 18 Track Above Gym (w/ Stations)
- 19 Cardio/Weights Area
- 20 Indoor Play Area



- Library**
- Flex Spaces**
- Community Center**



**Study / Concept**

**Finished Building**

**Iterative design process, to create a design that reflects your community's vision for education**

***Iterative design process, to create a design that reflects your community's vision for education***



- ① Confirmation of size and amenities of Gymnasium
- ② Teen Center size and type of spaces
- ③ Space for Special Needs Population, Cultural Groups & Non-English Language Speakers
- ④ Balance of net to gross SF – circulation vs. program space
- ⑤ Distance from accessible parking to main entries



The background is a dark blue, semi-transparent image of a park scene. It features a body of water in the foreground, reflecting the sky and trees. In the middle ground, there are several large, leafy trees and a grassy area. The sky is filled with soft, white clouds. The overall tone is calm and serene.

# UPCOMING EVENTS



# Upcoming Events



**Tecton**  
ARCHITECTS

**9/14**

PUBLIC  
EVENT

**9/22**

ADVISORY  
COMMITTEE

**10/6**

VIRTUAL  
PRES/Q&A

**10/25**

CPED/HCS  
COMMITTEES

**10/26**

PUBLIC  
EVENT

**10/27**

ADVISORY  
COMMITTEE

**11/3**

CHAMBER OF  
COMMERCE

**12/13**

TOWN  
COUNCIL

**ECC**  
**Auditorium**  
**5-8pm**

**5-7PM**  
Drop-In Q&A  
**7PM**  
Presentation



# NEXT STEPS





- ① Finalize Preferred Direction, Develop Rendering
- ② Order of Magnitude Costs
- ③ Feasibility Report | Document the process & decisions in a guidebook for the Town
- ④ Presentation to Town Council



# Connect with us!



**Tecton**  
ARCHITECTS

*Project Email:*

**NewECC@westhartfordct.gov**

*Project Website:*

**<https://www.westhartfordlibrary.org/the-library/feasibility-study/>**

North







**Tecton**  
ARCHITECTS

# NEW ELMWOOD COMMUNITY CENTER FEASIBILITY STUDY

WEST HARTFORD, CT

**Refining the Design Workshop**

October 26, 2022